



**N° Vert 00800 0398 0398**  
FREE EUROPEAN CALL FROM A FIXED LINE

**penergetic**  
the natural biotechnology




## Instructions

Product data –  
Application –  
Usage recommendation –  
Test design –

EN/P/T/INS/1/1



## Product data

Carrier material	Package	Shelf life
 Calcium Carbonate	Box	200 gr
	Bucket	3 kg / 12 kg
	Bag	10 kg

*We offer further carrier material, please ask us*

Product forms	Article no.
penergetic t Standard <i>(suitable for all animals)</i>	1000
penergetic t Chicken fattening	1100
penergetic t Duck fattening & smell	1130
penergetic t Laying hens p:	1150
penergetic t Laying hens	1160
penergetic t Pig fattening standard	1242
penergetic t Piglet FD	1210
penergetic t Pig fattening AF	1220

---

penergetic t Dairy cow 1300

---

penergetic t Bulls 1310

---

penergetic t Calf fattening 1700

---

penergetic t Calf KD 1710

---

penergetic t Fish standard freshwater 1500

---

penergetic t Fish catfish 1510

---

penergetic t Fish standard saltwater 1520

---

penergetic t Fish shrimp 1560

---

penergetic t Fish standard saltwater (TH) 1521

---

penergetic t Horses standard 1600

---

penergetic t Pets standard 1800

---

*Further specific products on request*

## Application

The following doses are recommended by Penergetic International AG. These are general recommendations that need to be adapted according to local conditions and/or the individual animal.

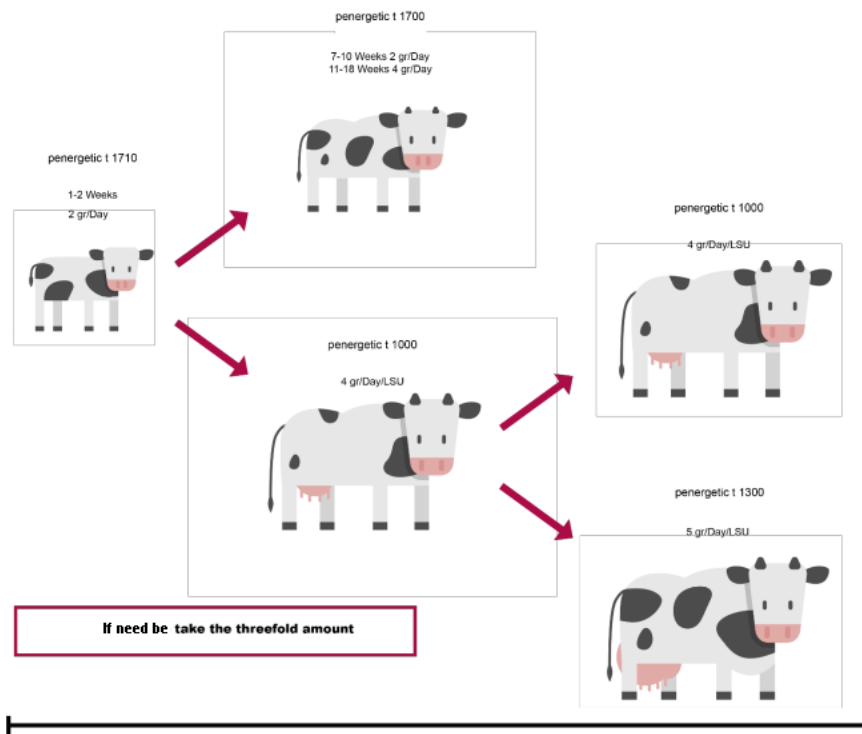
### Application:

penergetic t can be mixed into the feed, add the required amount into the mixer. It can also be mixed in with the mineral feed or, dissolved in water, poured over silage, hay, grass etc. For optimal results we recommend applying the product regularly.

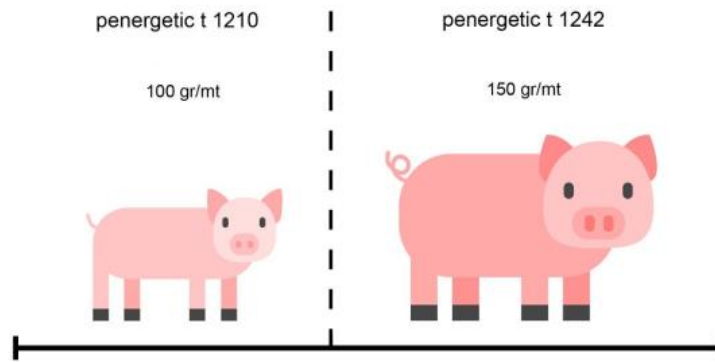
You will find further information and instructions for carrying out trials at the end of this document.

## Usage recommendation

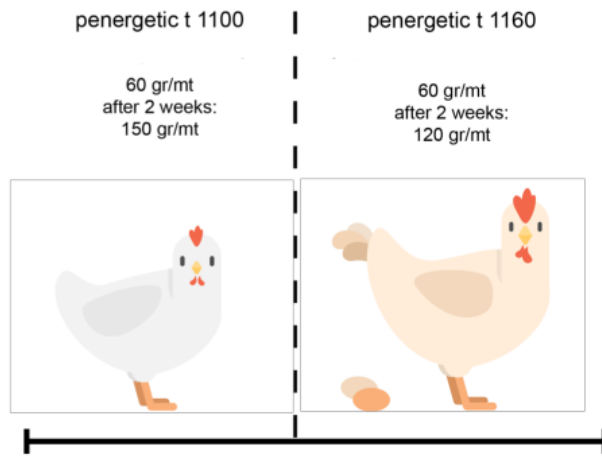
### For ruminant



For Pigs



For Poultry



## Test design

The simplest test design consists of two series of tests, one with Penergetic and one without (control). To get the best results consider the following instructions.

### Prevention measures against unwanted transfer of effects

- Penergetic products possess the ability to transfer their effects to their environment. A glass, for instance, having contained a Penergetic product can transfer its effect characteristics to its next contents, even after thorough cleansing. In order to rule this out it is essential to use separate jars, spray can and utensils, marked in detail, throughout the entire duration of the test.
- It takes several weeks until the effect of the Penergetic information will be disappeared from the test device.
- If working with machines, do first the control area. Then add the Penergetic products in the mixer or similar device and provide to the test (Penergetic) group. After that clean the equipment.
- Tests should not be done on glass or metal tables that are connected to each other, this could lead to an information transfer.

### Trials with livestock

Further factors have to be taken into account for tests/analyses within animals

- Two identical stables should be available. If this is not possible the two groups of animals have to be completely separated. No 'connections' through grills, water pipes, feed dispensers etc.
- The feed containers must be separated – min. 5 m distance is required.
- Precise commitment of parameters (duration, feeding, design, analyses) must be made.

### How to set up and document a trial

- Define a responsible person who takes care about the test
- Take pictures from the beginning (make high quality pictures)



- Use previous documents of evaluations/analyses without Penergetic to make a clear comparison
- Use previous analysis or make one before the trial
- Description of the initial situation
- Description of the objective / goal
- Create a data / control sheet where all the parameter (dose, application rate etc...) are written down